






# GV300

## Compact Vehicle Tracking Device



-  **Wide Operating Voltage Range 8 to 32V DC**
-  **Multiple Inputs/Outputs Including One Smart Input**
-  **GARMIN FMI/Multiple Sensors/Voice Support**

The GV300 is a compact GPS tracker designed for a wide variety of vehicle tracking applications. The GV300 has multiple input/output interfaces that can be used for monitoring or controlling external devices. Its built in GPS receiver has superior sensitivity and fast time to first fix. Its quad band GPRS/GSM subsystem supports 850/900/1800/1900 MHz allowing the GV300's location to be monitored in real time or periodically tracked by a backend server and mobile devices. Its built in 3-axis accelerometer allows driver behavior, motion detection and extended battery life through sophisticated power management algorithms. System integration is straightforward as complete documentation is provided for the full featured @Track protocol. The @Track protocol supports a wide variety of reports including; emergency, geo-fence boundary crossings, driver behavior, low battery or scheduled GPS position and many other useful functions.


### Advantages

- Wide operating voltage range 8 to 32V DC
- Internal u-blox chipset
- Low power consumption, long standby time with internal battery
- Quad band GSM/GPRS 850/900/1800/1900 MHz
- Embedded full-featured @Track protocol
- Multiple input/output interfaces for monitoring and controlling
- Internal 3-axis accelerometer for power saving and motion detection
- Internal GSM antenna
- Internal or external GPS antenna
- CE/FCC/PTCRB/Anatel certified



# GV300

## Compact Vehicle Tracking Device



### GSM Specifications

Frequency	Quad band : 850/900/1800/1900 MHz Compliant to GSM phase 2/2+ -Class 4 (2W @ 850/900 MHz) -Class 1 (1W @ 1800/1900 MHz)
GPRS	GPRS multi-slot class 12 GPRS mobile station class B
RMS Phase Error	5 deg
Max Out RF Power	33.0 dBm ±2 dBm
Dynamic Input Range	-15 ~ -108 dBm
Receiver Sensitivity	Class II RBER 2% (-107 dBm)
Stability Of Frequency	< 2.5 ppm
Max Frequency Error	±0.1 ppm

### Interfaces

Digital Inputs	Three digital inputs One positive trigger for ignition detection Two negative trigger inputs for normal use
Configurable Inputs	One special input can be configured to negative trigger digital input or analog input (0 ~ 16V)
Analog Inputs	One analog input (0.3 ~ 16V )
Digital Outputs	Two digital outputs, open drain, 150 mA max current drain
Latched Digital Outputs	One digital output with internal latch circuit, open drain, 150mA max current drain
Two-way Audio	Two differential outputs; one single end input
GSM Antenna	Internal only
GPS Antenna	Internal or optional external GPS antenna
Indicator LED	GSM, GPS and power
Mini USB port	Mini USB port for upgrading and debugging
Serial Port	One RS232 serial port on 16 pin molex type connector, for external devices (GARMIN protocol support)

### GPS Specifications

GPS Chipset	u-blox All-In-One GPS receiver
Sensitivity	Autonomous : -148 dBm Hot star t: -160 dBm Tracking : -162 dBm
Position Accuracy	Autonomous : < 2.5m SBAS : 2.0m
TTF (Open Sky)	Cold start : 30s average Warm star t: < 30s Hot start : < 1.2s

### General Specifications

Dimensions	80mm * 49mm * 26mm
Weight	71g
Backup Battery	Li-Polymer 250 mAh
Standby Time	Without reporting : 58 Hours 5 minutes reporting : 33 Hours 10 minutes reporting : 45 Hours
Operating Voltage	8 to 32V DC
Operating Temperature	-30°C ~ +80°C (without battery) -40°C ~ +85°C for storage (without battery)

### Air Interface Protocol

Transmit Protocol	TCP, UDP, SMS
Scheduled Timing Report	Position reports at pre-set time and distance intervals
Geo-fence	Geo-fence alarm and parking alarm
Low Power Alarm	Alarm when backup battery is low
Power On Report	Report when the device is powered on
Tow Alarm	From internal 3-axis accelerometer
Antenna Disconnect Alarm	Alarm when the external GPS antenna is disconnected
Special Alarm	Special alarm based on the digital/analog inputs
Remote Control	Control the digital outputs OTA using @Track protocol

#### Queclink Wireless Solutions Co., Ltd.

**Addr:** Office 501, Building 9, No. 99 Tianzhou Road, Shanghai, China 200233

**Tel:** +86 21 5108 2965

**Fax:** +86 21 5445 1990

**Web:** www.queclink.com

**Email:** sales@queclink.com

